



## AFTER FILTER UNITS

30/30, 95% ASHRAE & HEPA



*The future is clean air ... the future is* **Sourcetek®**

# AFTER FILTER UNITS - 30/30, 95% ASHRAE

## Module for ASHRAE Filter



- Modular construction specifically designed to inter-grate with most dust collection systems.
- Provides extra filtration when air is being returned back into the work/classroom area.
- Pressure gauge identifies service requirements for better performance monitoring capabilities.
- Access from both sides provides easy filter change out with no tools.
- 30/30 ASHRAE filter provides 30% efficiency, 95% ASHRAE filter provides 95% efficiency and HEPA is optional.
- Configured to hold 1, 2, 3, 4, 6, 8, 9, 12 or 16 30/30 prefilters and 95% ASHRAE filters.
- Compact, self-contained unit designed for flexible floor placement to conserve space.
- This unit is designed for indoor installation. If outdoor installation, special weather protection is required.
- Durable construction, stainless steel option is available.

## DIMENSIONS & SPECIFICATIONS

Figure 1.1: 30/30, 95% ASHRAE

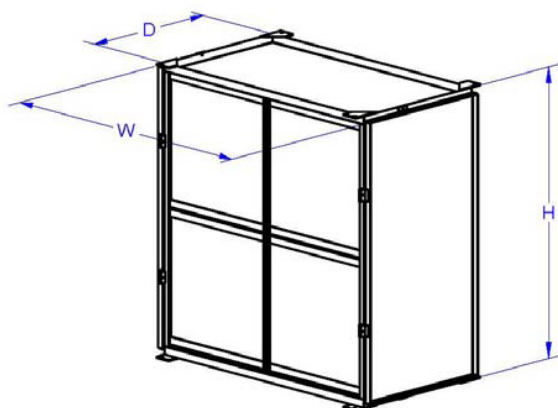


Figure 1.2: 30/30, 95% ASHRAE

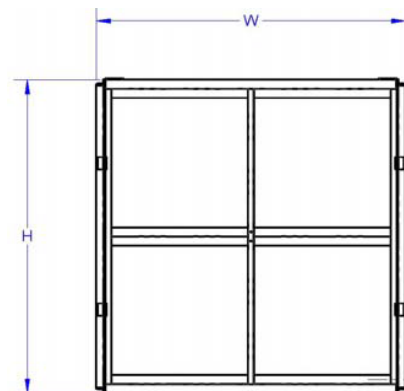


Table 1: 30/30, 95% ASHRAE

Number of Filters High	Depth (D)	Height (H)	Number of Filters Wide			
			1	2	3	4
1	26"	27"	2000 CFM	4000 CFM	6000 CFM	8000 CFM
2	26"	51"	4000 CFM	8000 CFM	12000 CFM	16000 CFM
3	26"	74.5"	6000 CFM	12000 CFM	18000 CFM	24000 CFM
4	26"	98.5"	8000 CFM	16000 CFM	24000 CFM	32000 CFM
Width (W)			27"	50"	75"	99"

\*Other sizes are also available upon request.

\*\*Dimensions above are for reference only.

Distributed by:



The future is clean air ... the future is **Sourcetec**®

We reserve the right to change specifications without notice.

**Sourcetec Industries Inc.**

Ontario, Canada

Tel: (905) 678-9333 Fax: (905) 678-7133

1-800-784-2383

www.sourcetecindustries.com

E-mail: sales@sourcetecindustries.com

## Module for HEPA Filter



- Modular construction specifically designed to integrate with Sourcetec After Filter.
- Provides additional filter stage to the normal two stage filter construction.
- Pressure gauge identifies service requirements for better performance monitoring capabilities.
- Access from both sides provides easy filter change out with no tools.
- HEPA filter provides 99.97% efficiency at 0.3 micron.
- Configured to hold 1, 2, 3, 4, 6, 8, 9, 12 or 16 HEPA filters.
- Durable construction, stainless steel option is available.

## DIMENSIONS & SPECIFICATIONS

Figure 1.1: HEPA Filter

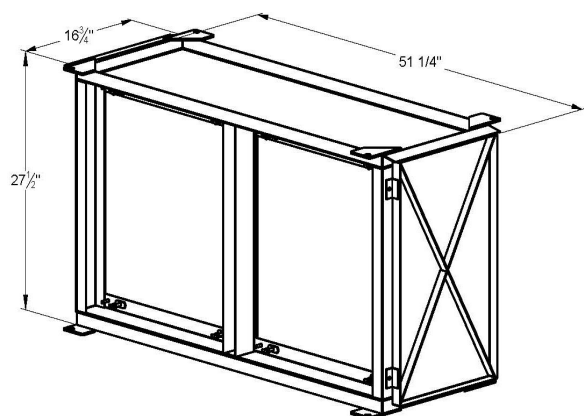


Figure 2.2: HEPA Filter

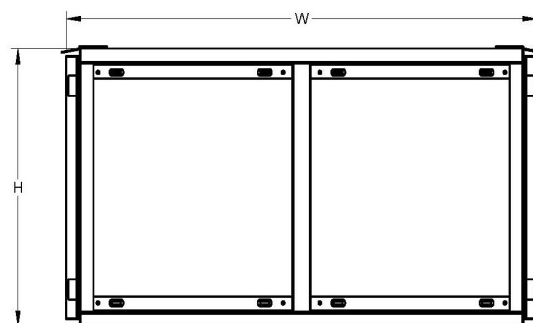


Table 2: HEPA Filter

Number of Filters High	Depth (D)	Height (H)	Number of Filters Wide			
			1	2	3	4
1	16.75"	27.5"	2000 CFM	4000 CFM	6000 CFM	8000 CFM
2	16.75"	52"	4000 CFM	8000 CFM	12000 CFM	16000 CFM
3	16.75"	76.5"	6000 CFM	12000 CFM	18000 CFM	24000 CFM
4	16.75"	101"	8000 CFM	16000 CFM	24000 CFM	32000 CFM
Width (W)			28.25"	51.25"	76.25"	100.25"

\*Other sizes are also available upon request.

\*\*Dimensions above are for reference only.

Distributed by:



The future is clean air ... the future is **Sourcetec**®

We reserve the right to change specifications without notice.

**Sourcetec Industries Inc.**

Ontario, Canada

Tel: (905) 678-9333 Fax: (905) 678-7133

1-800-784-2383

www.sourcetecindustries.com

E-mail: sales@sourcetecindustries.com